

# ILLINOIS TOLLWAY SEPTEMBER 2021 REPORTING

## MONTHLY ENGINEERING RESOURCES

---

- *Move Illinois* Capital Program
- Central Tri-State Tollway (I-294) Project
- I-490 Tollway Project
- Systemwide Improvements



Detailed information provided for Central Tri-State Tollway (I-294) Project, I-490 Tollway Project and M&O-funded contracts only.







## Move Illinois Budget Summary

Preliminary as of July 31, 2021

| Program Element                     | Current Budget (millions) | Total Obligations (millions) | Budget Remaining (millions) |
|-------------------------------------|---------------------------|------------------------------|-----------------------------|
| Tri-State Tollway (I-94/I-294/I-80) | \$4,380.2                 | \$2,832.2                    | \$1,548.0                   |
| Reagan Memorial Tollway (I-88)      | \$360.3                   | \$308.2                      | \$52.1                      |
| Jane Addams Memorial Tollway (I-90) | \$2,359.4                 | \$2,319.6                    | \$39.8                      |
| Veterans Memorial Tollway (I-355)   | \$265.7                   | \$166.0                      | \$99.7                      |
| Systemwide Improvements (SW)        | \$3,188.3                 | \$1,533.7                    | \$1,654.6                   |
| Tri-State (I-294)/I-57 Interchange  | \$331.7                   | \$303.9                      | \$27.8                      |
| Elgin O'Hare Western Access (EOWA)  | \$3,266.4                 | \$2,584.7                    | \$681.7                     |
| Other Emerging Projects             | \$121.1                   | \$26.7                       | \$94.4                      |
| <b>Move Illinois Total</b>          | <b>\$14,273.0</b>         | <b>\$10,074.9</b>            | <b>\$4,198.1</b>            |

## September Board Engineering Agenda Items

| Project                                     | Project Description  | Firm Name                       | Service Type   | Current Budget (millions) | Total Obligations (millions) | Budget Remaining (millions) | Board Item # |
|---|--|---------------------------------|----------------|---------------------------|------------------------------|-----------------------------|--------------|
| <b>Systemwide Improvements (SW)</b>         |  |                                 |                | <b>\$3,188,300,000</b>    | <b>\$1,533,683,635</b>       | <b>\$1,654,616,365</b>      |              |
| 4587  | M-5 Maintenance Facility   | George Sollitt Construction     | Construction   |                           | \$33,810,492                 |                             | 1            |
| 4588  | Systemwide Lighting Repairs  | Utility Dynamics                | Construction   |                           | \$1,956,226                  |                             | 3            |
| 9237  | I-88 & I-90, CCTV Camera Installation                                      | Utility Dynamics                | Construction   |                           | \$2,997,133                  |                             | 4            |
| 4545  | S/W Pavement Repairs - Concrete Repairs                                    | K-Five Construction             | CO/EWO         |                           | \$1,246,654                  |                             | 8            |
| 4566  | Systemwide Construction Management Services Upon Request                   | DLZ / ABNA                      | Prof. Services |                           | \$3,000,000                  |                             | 10           |
| 4565  | Systemwide Construction Management Services Upon Request                   | Gasperec Elberts Construction   | Prof. Services |                           | \$3,000,000                  |                             | 11           |
| 4570  | Utility Relocation Assistance Upon Request                                 | HBK Engineering                 | Prof. Services |                           | \$3,000,000                  |                             | 14           |
| 4564  | Systemwide Design Upon Request   | Hanson Professional Services    | Prof. Services |                           | \$4,000,000                  |                             | 16           |
| 9982  | Consulting Engineer Services (General Engineering Contract)                | WSP USA, Inc.                   | Prof. Services |                           | \$113,302,968                |                             | 17           |
| 4469  | Systemwide Bridge Recon, Bypass U.S. 20 Bridge over I-90 Design Supplement | Rubinos & Mesia Engineers       | Prof. Services |                           | \$719,600                    |                             | 18           |
| <b>Projected Balance After Board Awards</b> |  |                                 |                |                           | <b>\$1,700,716,709</b>       | <b>\$1,487,583,291</b>      |              |
| <b>Tri-State Tollway (I-94/I-294/I-80)</b>  |  |                                 |                | <b>\$4,380,212,389</b>    | <b>\$2,832,178,863</b>       | <b>\$1,548,033,525</b>      |              |
| 4582  | I-294, Ramp F from South of I-290 to South of St. Charles Road             | Lorig Construction              | Construction   |                           | \$43,486,391                 |                             | 2            |
| 4476  | I-294, Rdwy & Brdg Recon/Wid at I-290 and St. Charles Rd                   | Plote Const./Dunnet Bay         | CO/EWO         |                           | \$389,997                    |                             | 6            |
| 4449  | I-294, Rdwy & Brdg Wid/Rehab (Wolf to O'Hare Oasis)                        | Plote Const./Dunnet Bay         | CO/EWO         |                           | \$353,892                    |                             | 7            |
| 4567  | I-294, Construction Management Services Upon Request                       | TransLand Engineering Group     | Prof. Services |                           | \$2,000,000                  |                             | 13           |
| 4568  | Systemwide Geotechnical Services Upon Request                              | Shannon & Wilson / Strata       | Prof. Services |                           | \$3,000,000                  |                             | 15           |
| <b>Projected Balance After Board Awards</b> |  |                                 |                |                           | <b>\$2,881,409,143</b>       | <b>\$1,498,803,246</b>      |              |
| <b>Tri-State (I-294)/I-57 Interchange</b>   |  |                                 |                | <b>\$331,656,015</b>      | <b>\$303,866,973</b>         | <b>\$27,789,042</b>         |              |
| 4464  | I-57/I-294, Rdwy Brdg (Kedzie Ave to CSX) and I-294 Ramp Construction      | Judlau Contracting, Inc.        | CO/EWO         |                           | \$335,546                    |                             | 9            |
| <b>Projected Balance After Board Awards</b> |  |                                 |                |                           | <b>\$304,202,518</b>         | <b>\$27,453,497</b>         |              |
| <b>Elgin O'Hare Western Access (EOWA)</b>   |  |                                 |                | <b>\$3,266,366,598</b>    | <b>\$2,584,672,823</b>       | <b>\$681,693,774</b>        |              |
| 4704  | I-490, Advance Earthwork, Drainage Devon - Touhy                           | Curran Contracting Company      | CO/EWO         |                           | \$502,698                    |                             | 5            |
| 4734  | EOWA, Construction Management Services Upon Request                        | Program Mgmt & Control Services | Prof. Services |                           | \$3,000,000                  |                             | 12           |
| <b>Projected Balance After Board Awards</b> |  |                                 |                |                           | <b>\$2,588,175,522</b>       | <b>\$678,191,076</b>        |              |

# MOVE ILLINOIS CAPITAL PROGRAM

DATA THROUGH JULY 2021

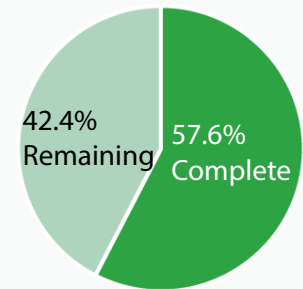
In 2012, the Illinois Tollway launched the 15-year, \$12 billion capital program, *Move Illinois: The Illinois Tollway Driving the Future*. In 2017, the Board of Directors expanded the program to \$14 billion.

## MOVE ILLINOIS PROGRAM BUDGET OVERVIEW (2012-2021)

**\$10.1 billion** or 71.1% of the program budget committed

- **\$5.7 billion**, or approximately **40.3%**, in construction work
- **\$2.6 billion**, or approximately **18.2%**, in consultant services
- **\$1.7 billion**, or approximately **12.0%**, in other costs (utilities, ROW, misc.)
- **\$193.8 million** in reimbursement agreements has been approved; reducing overall program costs by **1.4%**

**57.6%** of the *Move Illinois* Program is complete (work in place)



## PROGRAM EXPENDITURES (2012-2021)



## PROGRAM BUDGET BY CORRIDOR (2012-2021)

| Program Element         | Current Budget (millions) | Original Awards to Date (millions) | Contract Changes (CO/EWO/Supp.) (millions) | Total Obligations* (millions) | Budget Remaining (millions) |
|-------------------------|---------------------------|------------------------------------|--|-------------------------------|-----------------------------|
| I-94/I-294/I-80         | \$4,380.2                 | \$2,698.0                          | \$134.2                                    | \$2,832.2                     | \$1,548.0                   |
| I-88                    | \$360.3                   | \$304.0                            | \$4.2                                      | \$308.2                       | \$52.1                      |
| I-90                    | \$2,359.4                 | \$2,237.6                          | \$82.0                                     | \$2,319.6                     | \$39.8                      |
| I-355                   | \$265.7                   | \$150.7                            | \$15.3                                     | \$166.0                       | \$99.7                      |
| SW                      | \$3,188.3                 | \$1,323.5                          | \$210.2                                    | \$1,533.7                     | \$1,654.6                   |
| I-294/I-57              | \$331.7                   | \$295.5                            | \$8.3                                      | \$303.9                       | \$27.8                      |
| EOWA                    | \$3,266.4                 | \$2,437.7                          | \$146.9                                    | \$2,584.7                     | \$681.7                     |
| Other emerging projects | \$121.1                   | \$40.2                             | (\$13.5)                                   | \$26.7                        | \$94.4                      |
| <b>Totals</b>           | <b>\$14,273.0</b>         | <b>\$9,487.2</b>                   | <b>\$587.7</b>                             | <b>\$10,074.9</b>             | <b>\$4,198.1</b>            |

\*Total Obligations = Original Awards to Date + Contract Changes (CO/EWO/Supplements)

NOTE: \$572.2 million of additional Right of Way and Utility Authorizations reclassified from Contract Changes to Original Awards to Date

## PROGRAM METRICS (2012-2021)

Created or sustained up to  
**98,450** jobs

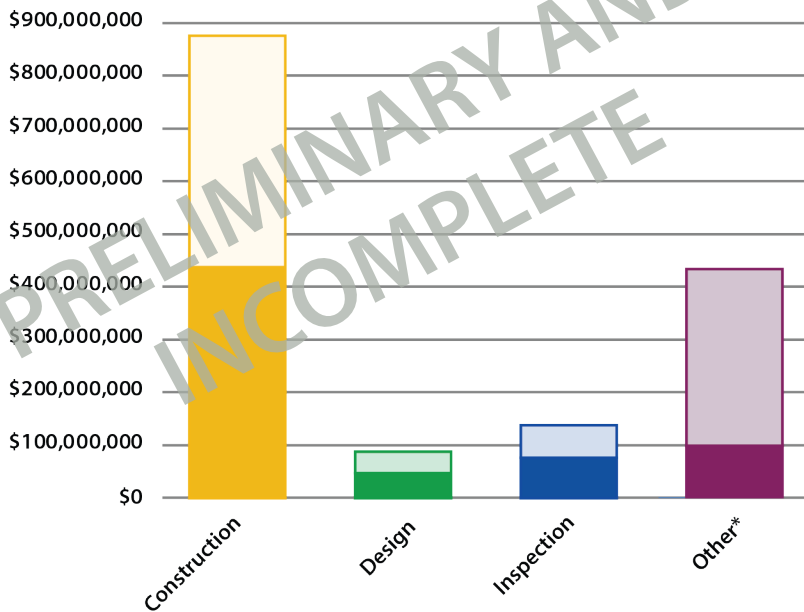
Awarded **683** construction and professional services contracts

Closed out **410** construction and professional services contracts

# MOVE ILLINOIS CAPITAL PROGRAM

DATA THROUGH JULY 2021

## 2021 PROGRAM PROGRESS (THROUGH JULY 2021)



## 2021 PROGRAM METRICS (THROUGH JULY 2021)

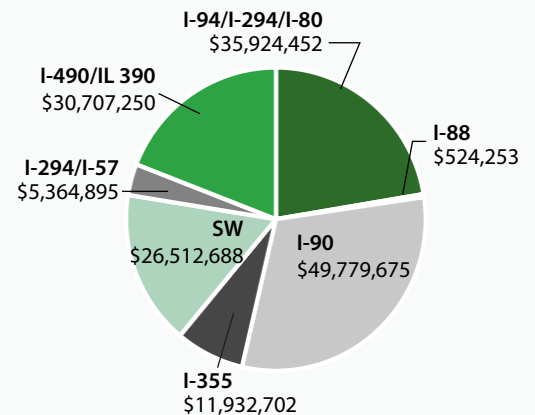
Awarded **38** construction and professional services contracts

Awarded **28** construction contracts less than \$10 million

Closed out **48** construction and professional services contracts

## CHANGE ORDERS AND EXTRA WORK ORDERS (2012-JULY 2021)

**\$160,745,916** executed  
**2.88%** of program award



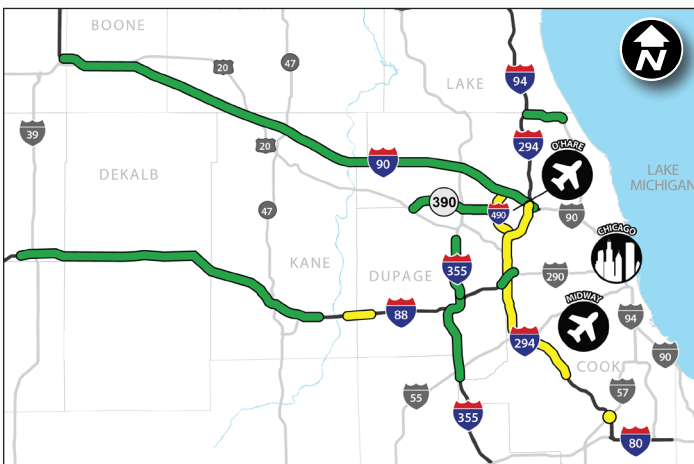
| 2021 YTD     | 2021 Estimated Expenditures | Progress Through July 2021** | Percent Complete |
|--------------|-----------------------------|------------------------------|------------------|
| Construction | \$875,274,678               | \$436,324,956                | 50%              |
| Design       | \$86,967,410                | \$47,721,143                 | 55%              |
| Inspection   | \$138,102,465               | \$76,388,219                 | 55%              |
| Other*       | \$433,731,030               | \$97,187,404                 | 22%              |
| <b>Total</b> | <b>\$1,534,075,583</b>      | <b>\$657,621,722</b>         | <b>43%</b>       |

\*Other includes non-roadway, right-of-way, utilities and third-party payments.

\*\*Financial data presented is preliminary, unaudited and subject to change.

Preliminary financials are provided, as end-of-year data will be confirmed with the closing of the general ledger.

## MOVE ILLINOIS PROGRAM PROGRESS MAP



### COMPLETED

- Jane Addams Memorial Tollway (I-90) Rebuilding and Widening
- Illinois Route 390 Tollway Construction
- Existing System Needs – Reagan Memorial Tollway (I-88), Veterans Memorial Tollway (I-355), Edens Spur Tollway (I-94)
- Tri-State Tollway (I-294)/I-57 Interchange – Phase 1

### CONSTRUCTION UNDERWAY

- I-490 Tollway Construction
- Central Tri-State Tollway (I-294) Reconstruction
- Tri-State Tollway (I-294)/I-57 Interchange – Phase 2
- Existing System Needs – Reagan Memorial Tollway (I-88)

# CENTRAL TRI-STATE TOLLWAY (I-294) PROJECT

DATA THROUGH JULY 2021

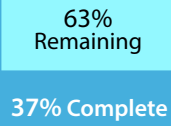


- Reconstructing and widening 22 miles of I-294 from Balmoral Avenue to 95th Street
- Project scheduled from 2018-2026

## TOTAL PROJECT SPEND

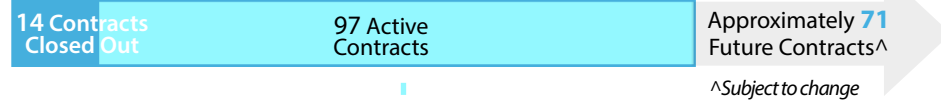
**\$3,912,367,143** project budget

- \$1,454,534,830 spent
- \$2,457,832,313 remaining



## CONTRACT STATUS

**112** contracts awarded



**97** active contracts

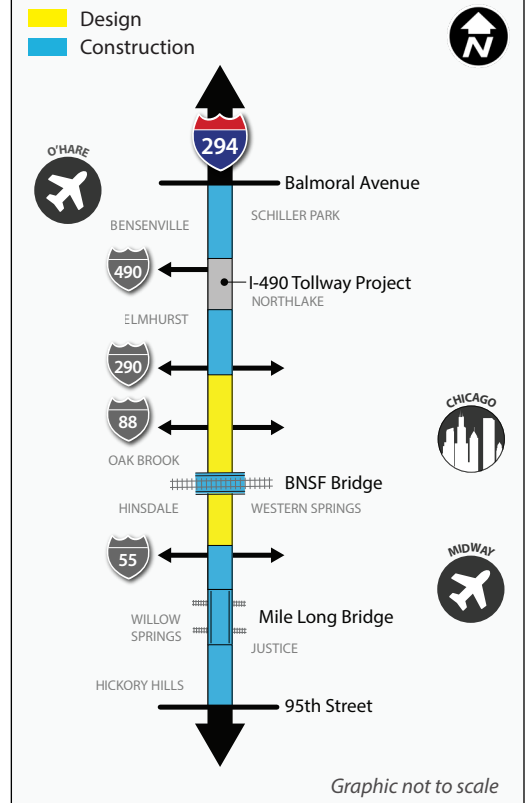


<sup>\*\*</sup>Includes non-roadway, right-of-way, utilities and third-party work

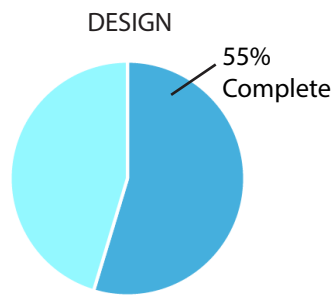
## CHANGE ORDERS AND EXTRA WORK ORDERS

- **\$26,496,785** executed
- **1.7%** of award

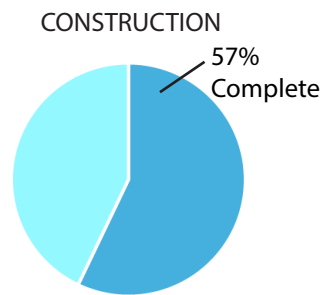
## CORRIDOR STATUS DIAGRAM



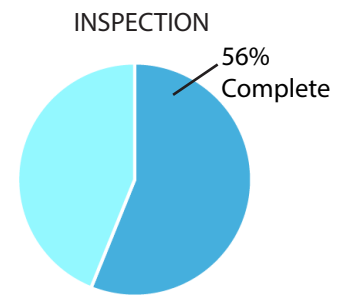
## 2021 PROJECT PROGRESS BY PHASE – YEAR TO DATE



2021 Budget: \$25,315,041  
Spent: \$13,837,709

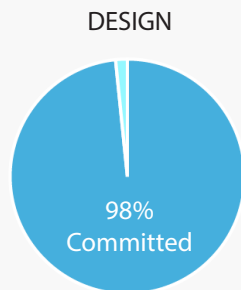


2021 Budget: \$515,340,862  
Spent: \$294,186,603

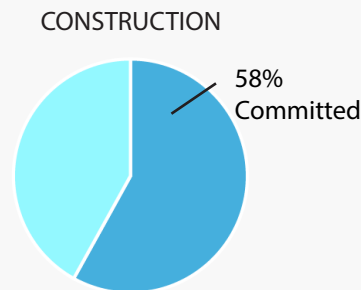


2021 Budget: \$65,677,500  
Spent: \$36,836,245

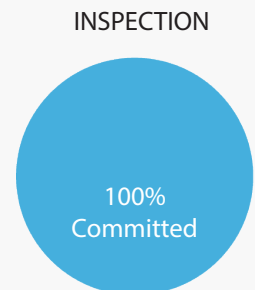
## CENTRAL TRI-STATE BUDGET COMMITTED BY PHASE



Anticipated Total Cost: \$384,984,745  
Committed: \$378,766,976



Anticipated Total Cost: \$2,765,659,957  
Committed: \$1,605,642,772



Anticipated Total Cost: \$350,924,069  
Committed: \$357,121,642

# ELGIN O'HARE WESTERN ACCESS (EOWA) PROJECT

## I-490 AND ILLINOIS ROUTE 390 TOLLWAYS – DATA THROUGH JULY 2021

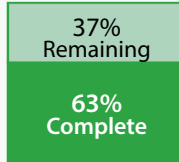


The I-490 Tollway, coupled with the new Illinois Route 390 Tollway, will provide 17 miles of new toll roads and direct access to O'Hare International Airport.

### TOTAL PROJECT SPEND

**\$3,266,366,598** project budget

- \$2,044,879,563 spent
- \$1,221,487,035 remaining



### CONTRACT STATUS

**141** contracts awarded\*



\*One contract pending NTP or inactive

<sup>^</sup>Subject to change

**68** active contracts

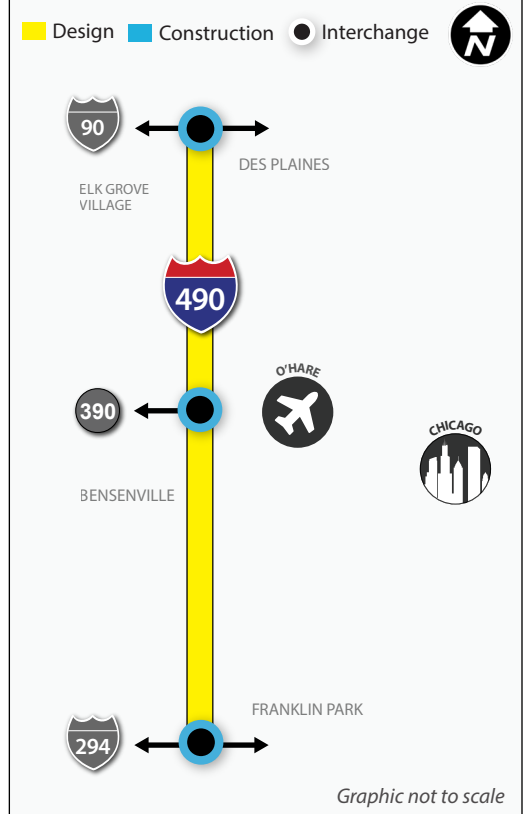


\*\*Includes non-roadway, right-of-way, utilities and third-party work

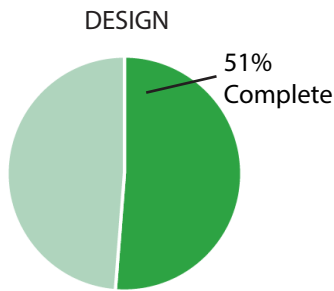
### CHANGE ORDERS AND EXTRA WORK ORDERS

- **\$30,707,250** executed
- **3.3%** of award

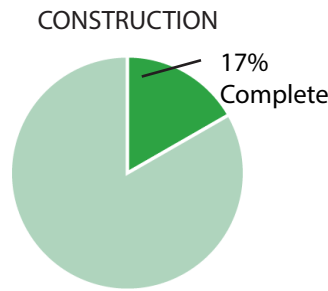
### I-490 CORRIDOR STATUS DIAGRAM



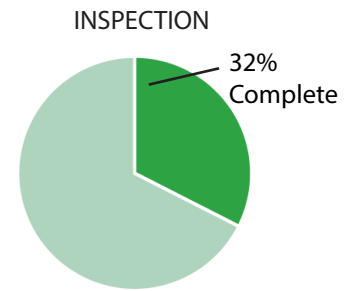
### 2021 PROJECT PROGRESS BY PHASE – YEAR TO DATE



2021 Budget: \$45,275,115  
Spent: \$23,198,253

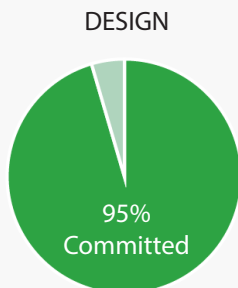


2021 Budget: \$179,585,461  
Spent: \$30,018,237

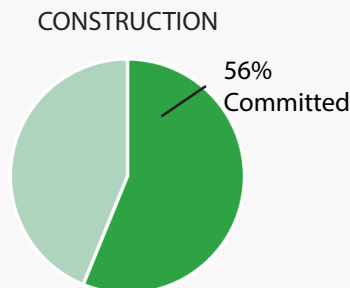


2021 Budget: \$31,076,464  
Spent: \$10,095,359

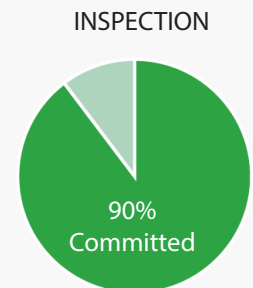
### ILLINOIS ROUTE 390 AND I-490 BUDGET COMMITTED BY PHASE



Anticipated Total Cost: \$422,257,702  
Committed: \$403,116,790



Anticipated Total Cost: \$1,696,190,726  
Committed: \$952,836,010



Anticipated Total Cost: \$282,180,964  
Committed: \$253,121,246

# SYSTEMWIDE CONTRACT STATUS

DATA THROUGH JULY 2021



## 2021 Project Highlights

- Construction completion of M-8 and M-16 Maintenance Facilities
- Stearns School Road, Deerpath Road and Windsor Drive bridge reconstructions
- Access road construction for M-8 Maintenance Facility
- Begin construction of M-5 Maintenance Facility

## Systemwide

### TOTAL PROJECT SPEND

\$1,557,307,411 project budget

- \$598,172,337 spent
- \$959,135,075 remaining

62%  
Remaining

38%  
Complete

## 2021 CONSTRUCTION CONTRACT STATUS

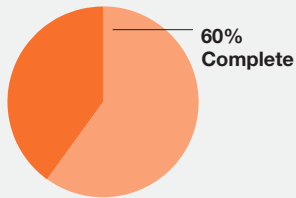
25 contracts awarded

4  
current  
Board  
contracts

7  
future 2021  
contracts

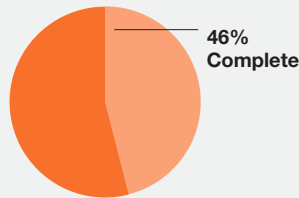
## 2021 SYSTEMWIDE BUDGET

### CONSTRUCTION



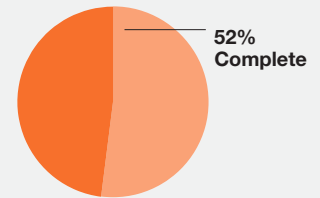
2021 Budget: \$84,453,636  
Spent: \$50,381,687

### DESIGN



2021 Budget: \$12,363,428  
Spent: \$5,716,979

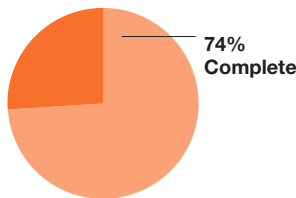
### INSPECTION



2020 Budget: \$7,597,301  
Spent: \$3,945,024

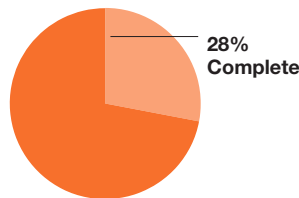
## 2021 MAINTENANCE FACILITY BUDGET

### CONSTRUCTION



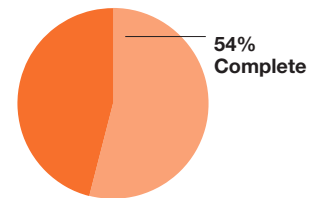
2020 Budget: \$34,932,346  
Spent: \$25,877,167

### DESIGN



2020 Budget: \$3,750,000  
Spent: \$1,034,689

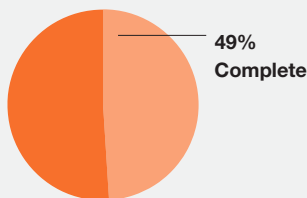
### INSPECTION



2020 Budget: \$3,025,627  
Spent: \$1,627,920

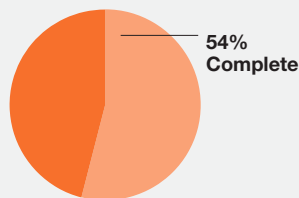
## 2021 INFRASTRUCTURE RENEWAL BUDGET

### CONSTRUCTION



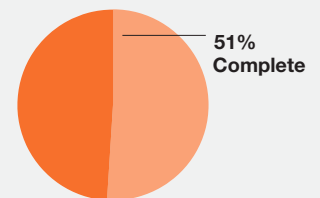
2020 Budget: \$49,521,290  
Spent: \$24,504,521

### DESIGN



2020 Budget: \$8,613,428  
Spent: \$4,682,290

### INSPECTION



2020 Budget: \$4,571,674  
Spent: \$2,317,104